

Split Bench Tanks

1,140 Liter Split Bench Tank

Model 1135SBT

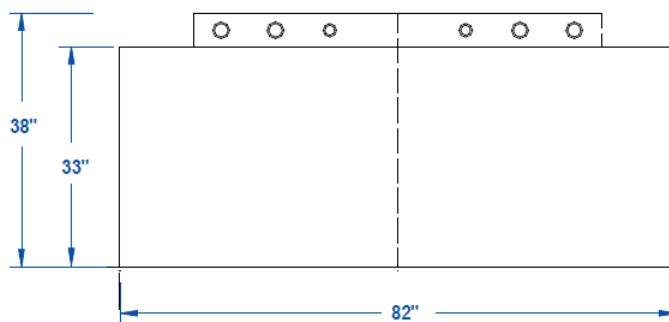
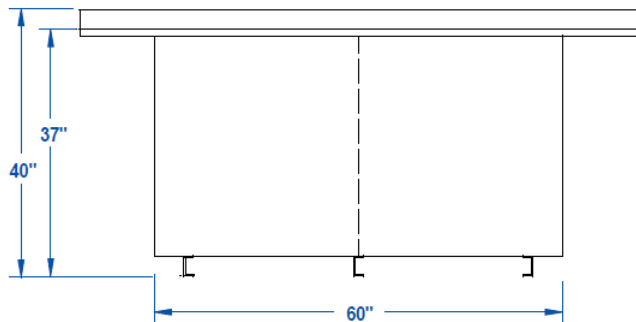
1,135 liter, two compartment Bench Tank

570 Liters each compartment.

Comes with fill caps, vents and level gauges.

Painted one colour, white. One coat Alkyd Enamel

Order equipment separately



1,500 Liter Split Bench Tank

Model 1500SBT

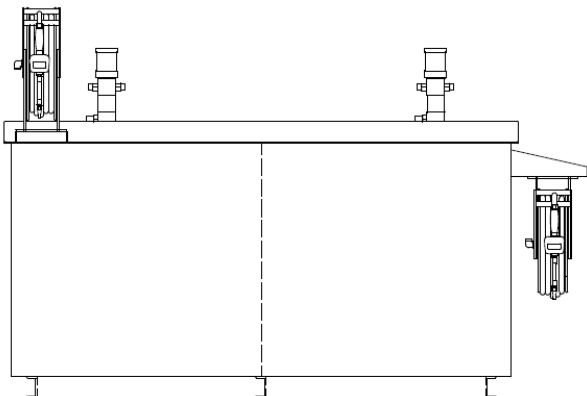
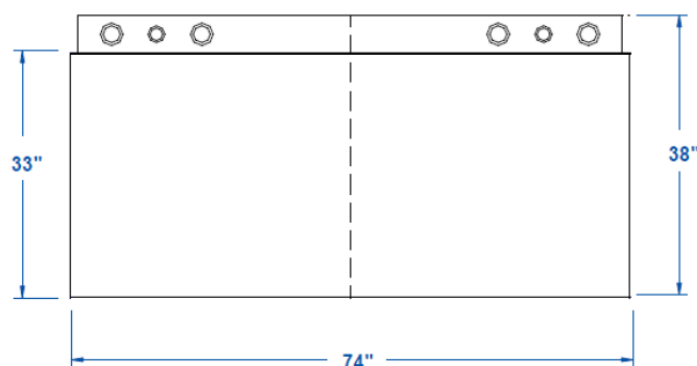
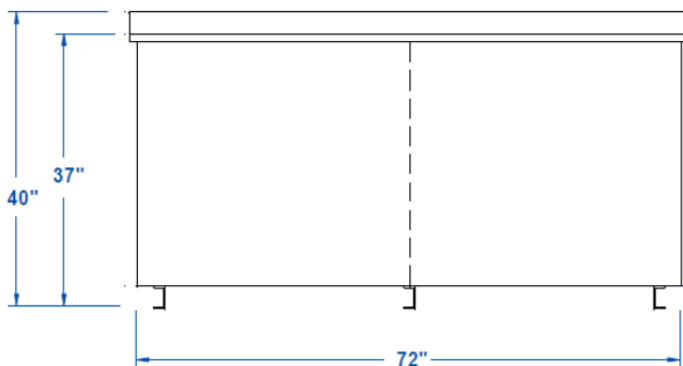
1,500 liter, two compartment Bench Tank

750 Liters each compartment.

Comes with fill caps, vents and level gauges.

Painted one colour, white. One coat Alkyd Enamel

Order equipment separately



Split Bench Tanks can be set up with various equipment options. Hose reel mounts can be fabricated and attached to the top or ends of the tanks. Manual air spigot pumps can be used on lower volume applications. See Equipment Page for details on equipment.

